

01-1

# LDL-C

## LDL-C

LDL-C

LDL-C ASCVD<sup>1)</sup>

- LDL-C ASCVD

Image



※<sup>1)</sup> 2019年Global Burden of Disease (GBD) 2019の調査結果に基づき、LDL-C、BMI、喫煙がCVDのリスク因子として挙げられている。<sup>2)</sup>

CVD Cardiovascular disease

2019年Global Burden of Disease (GBD) 2019の調査結果に基づき、204のリスク因子が挙げられている。

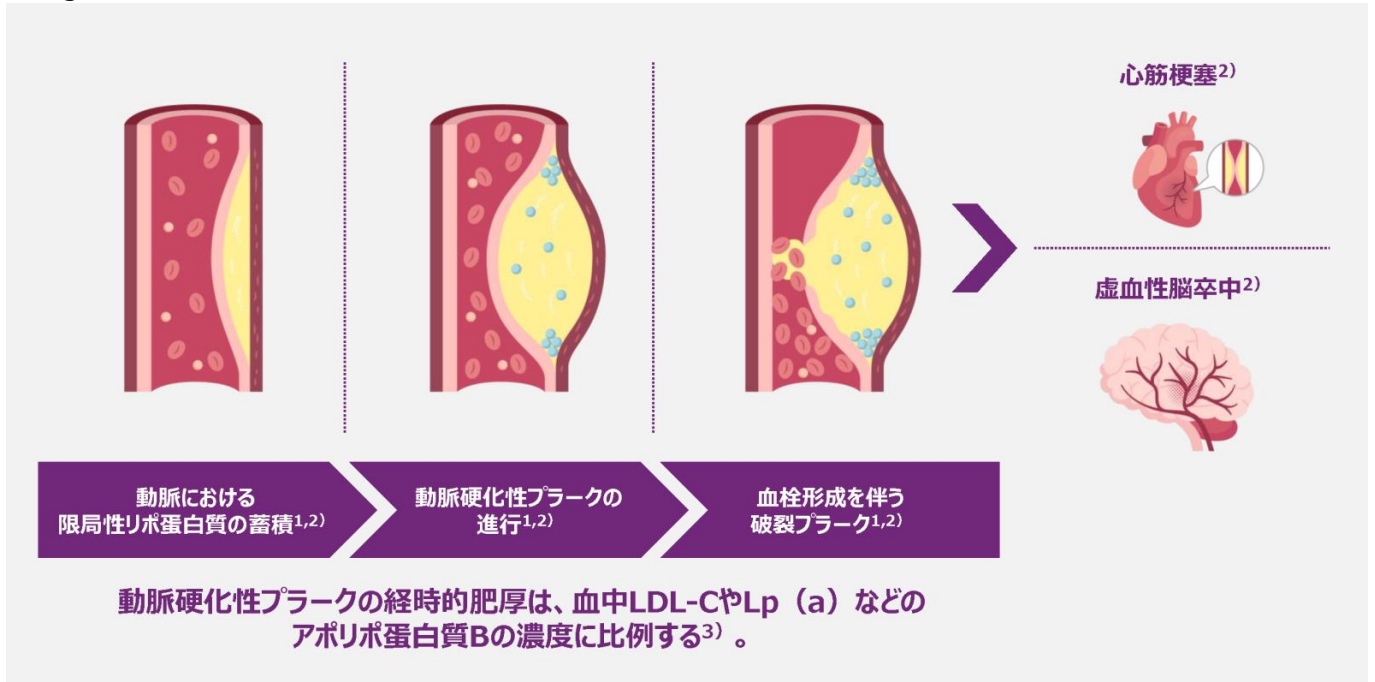
1) Ference BA, et al. J Am Coll Cardiol 2018; 72(10): 1141-1156.

2) Roth GA, et al. J Am Coll Cardiol 2020; 76(25): 2982-3021.

## LDL-C

- LDL-C ASCVD

Image



- 1 Libby P, et al. Nature 2011; 473:7347: 317-325.
- 2 Libby P, et al. Nat Rev Dis Primers 2019; 5: 56.
- 3 Ference BA, et al. J Am Coll Cardiol 2018; 72:10: 1141-1156.

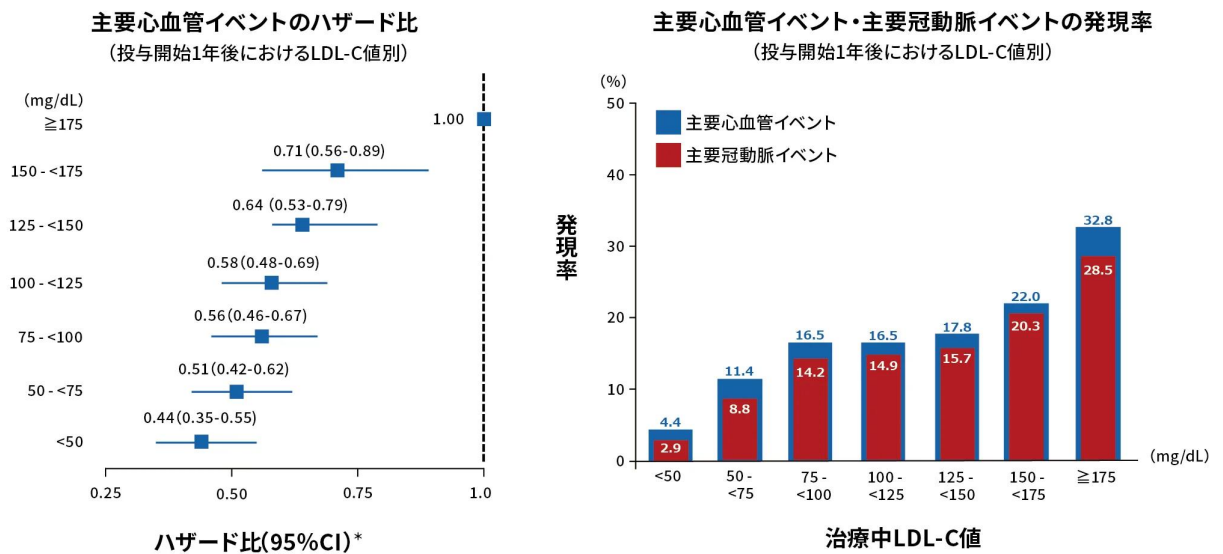
ASCV D

ASCVD the lower, the better

ASCVD LDL-C “the lower, the better”<sup>1, 2)</sup>

- LDL-C

Image

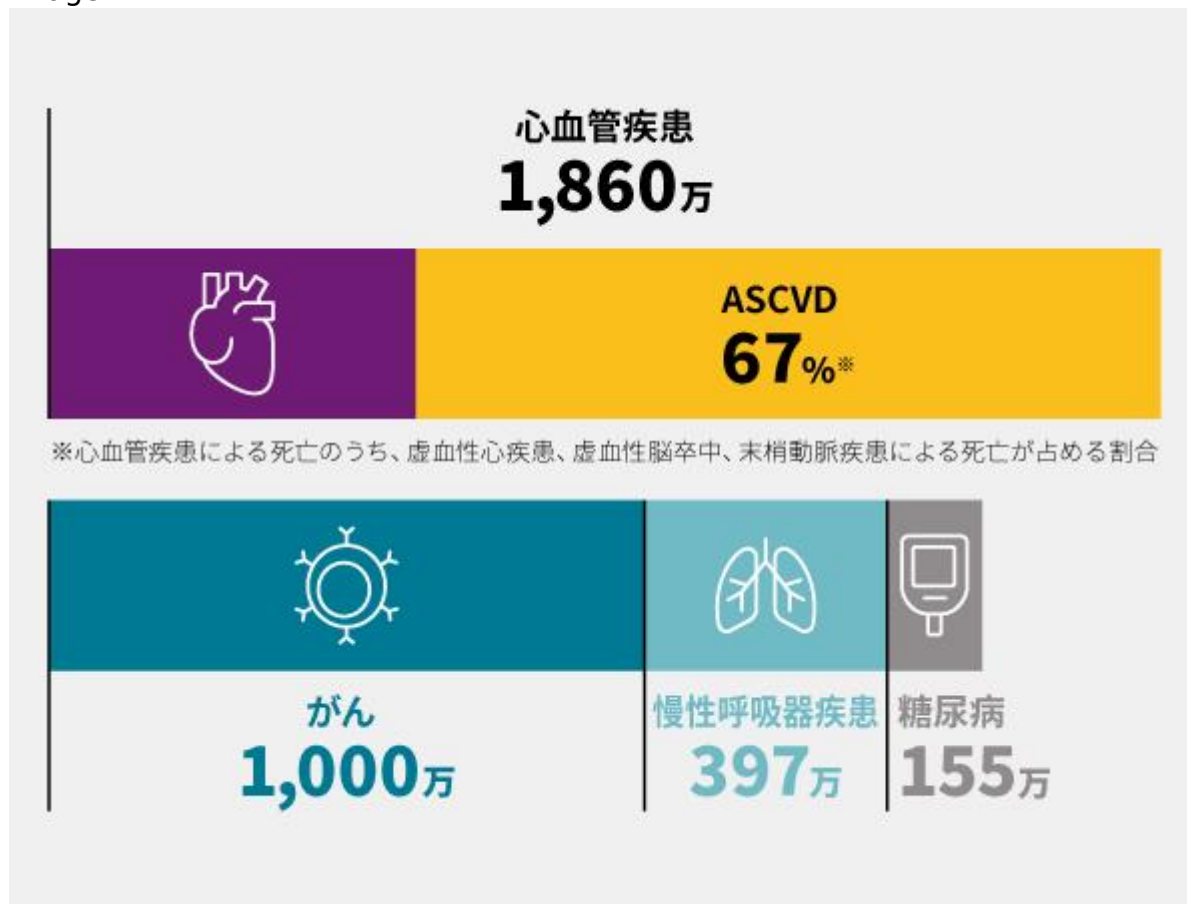




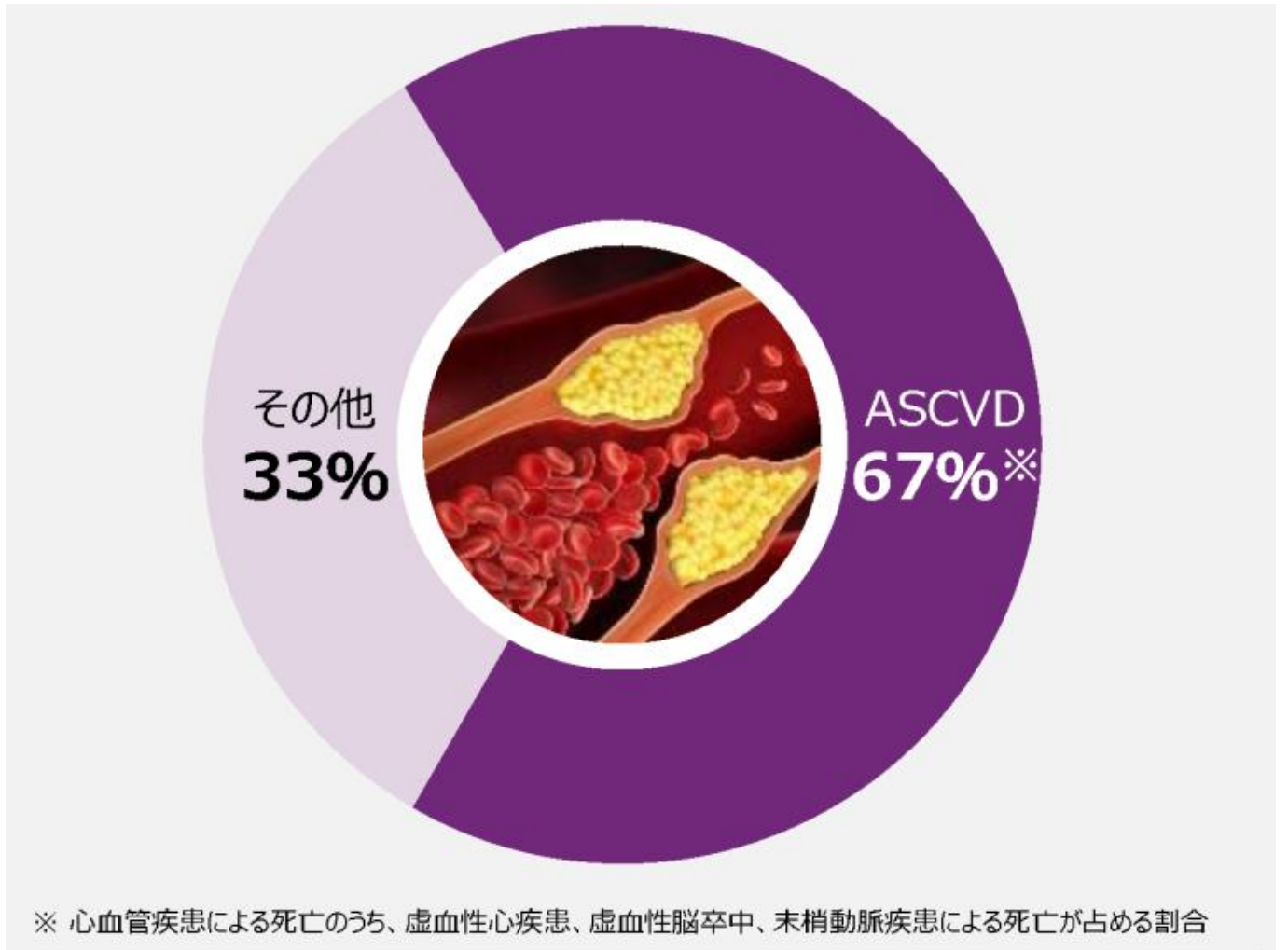
ASCVD 67%

- GBD 2019
- 1,860 GBD 2019

Image



Image



□□□□□□

2019年Global Burden of Disease (GBD) 2019年204年

THE LANCET. GBD cause and risk summaries. <https://www.thelancet.com/gbd/summaries>. Accessed September 2, 2023

Cardiovascular diseases

<https://www.thelancet.com/pb-assets/Lancet/gbd/summaries/diseases/cardiovascular-diseases.pdf>

Ischaemic heart disease

<https://www.thelancet.com/pb-assets/Lancet/gbd/summaries/diseases/ischaemic-heart-disease.pdf>

Ischaemic stroke

<https://www.thelancet.com/pb-assets/Lancet/gbd/summaries/diseases/ischaemic-stroke.pdf>

Peripheral artery disease

<https://www.thelancet.com/pb-assets/Lancet/gbd/summaries/diseases/peripheral-artery-disease.pdf>

Total cancers

<https://www.thelancet.com/pb-assets/Lancet/gbd/summaries/diseases/neoplasms.pdf>

Chronic respiratory diseases

<https://www.thelancet.com/pb-assets/Lancet/gbd/summaries/diseases/chronic-respiratory-diseases.pdf>

Diabetes mellitus

<https://www.thelancet.com/pb-assets/Lancet/gbd/summaries/diseases/diabetes-mellitus.pdf>

Source URL: <https://www.pro.novartis.com/jp-ja/products/leqvio/ascvd/epidemiology>