

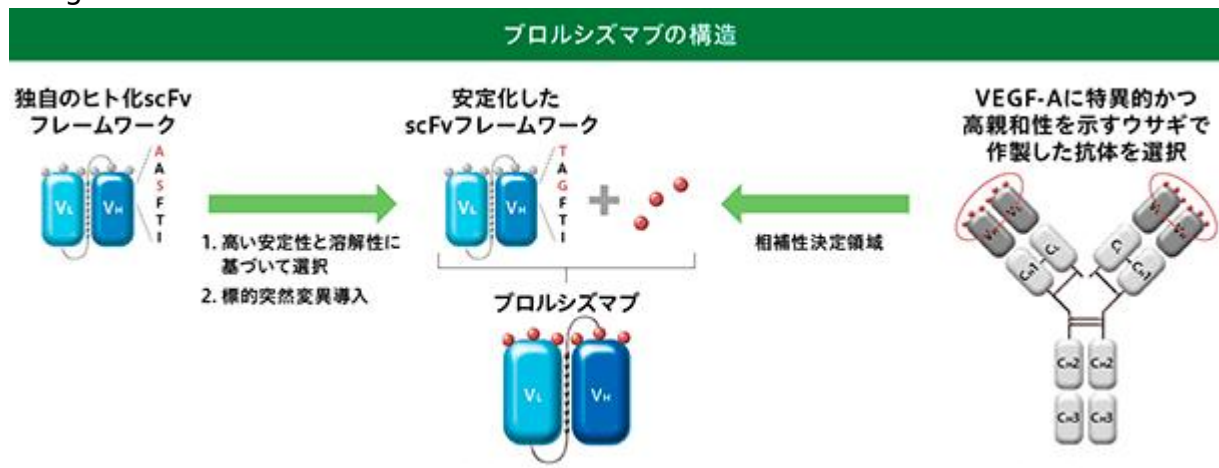
□□□□□□□□

□□□□

□□□□

VEGF (vascular endothelial growth factor) CNV tight junction 26kDa VEGF Fv scFv VEGF-A

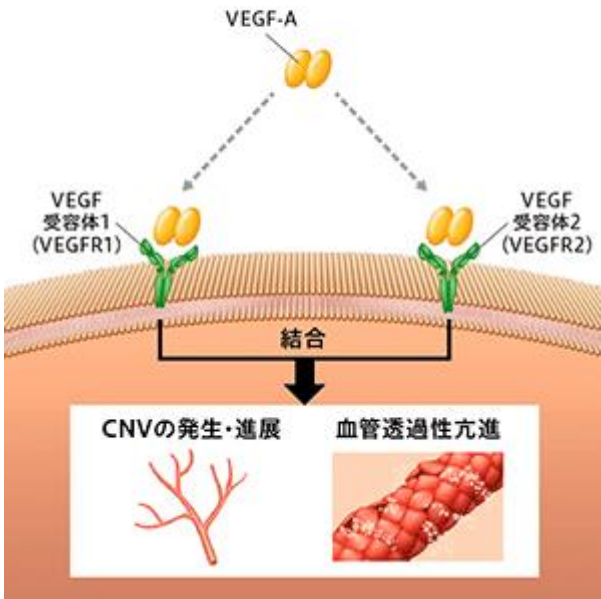
Image



CH (constant domain, heavy-chain) H  
 CL (constant domain, light-chain) L  
 scFv (single chain antibody fragment)  
 VH (variable domain, heavy-chain) H  
 VL (variable domain, light-chain) L

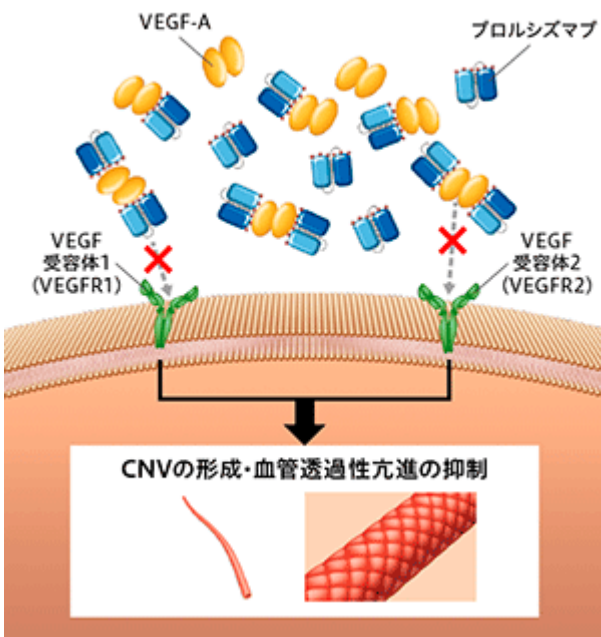
Image

VEGFの作用



Image

プロルシズマブの作用機序



VEGF in vitro 20200014  
 VEGFR1 VEGFR2 VEGF 20200016  
 Kwak N, et al. Invest Ophthalmol Vis Sci 2000;41:10:3158-3164;20200100  
 COI  
 Xu Q, et al. Invest Ophthalmol Vis Sci 2001;42:3:789-794;20200101

0000 000000

0000000000000000

000000